



Navigating and Customizing Your Smartphone



Choosing the Right Smartphone

Find the perfect match for your needs and preferences, from screen size to camera quality, there's a smartphone for everyone.

1 Large Display

Enjoy comfortable browsing and better visibility with a smartphone featuring a large screen.

2 Camera Power

Capture beautiful moments with a smartphone equipped with advanced camera capabilities.

3 Long Battery Life

Choose a smartphone that can keep up with your busy lifestyle without constant recharging.

Anatomy of a Smartphone



Decode the mystery of buttons, screens, and ports. Understanding your smartphone's physical features can enhance your overall experience.

Buttons

- Power Button
- Volume Buttons
- Home Button

Screen

- Touchscreen Display
- Navigation Bar
- Notification Panel

Ports

- Charging Port
- Headphone Jack
- MicroSD Card Slot

Turning It On and Off



Learn how to manage the power of your smartphone and ensure it stays ready whenever you need it.

1 Power On

Press and hold the power button until the device vibrates or the logo appears on the screen.

2 Power Off

Press and hold the power button, then select "Power off" or "Shut down" from the options.


3 Restart

In the event of software issues, restarting your smartphone can help resolve them.




The Home Screen: Your Digital Command Center

Master the home screen to access essential features and customize your smartphone according to your taste.




Widgets

Add and arrange widgets to display useful information and quick shortcuts.



App Icons

Organize and personalize your apps for easy access and a clutter-free experience.



Wallpaper

Make your smartphone truly yours by choosing a wallpaper that reflects your style.

Finger Magic: Mastering Touchscreen Gestures

Unlock the full potential of your smartphone with these essential touchscreen gestures and shortcuts.

Tap

Touch the screen lightly with your fingertip to open apps, select items, or follow links.

Swipe

Slide your finger across the screen to scroll, switch between screens, or dismiss notifications.

Pinch

Place two fingers on the screen and pinch inwards or outwards to zoom in or out.

Rotate

Use two fingers to twist and rotate content like photos or maps.

The App Store Adventure: Finding and Installing Apps






Phone Calls and Text Messages: Staying Connected

Make and receive calls, send text messages, and stay connected with friends and family at your fingertips.



Click-to-Call

Tap a phone number on a website, message, or contact to initiate a call instantly.



Messaging App

Use messaging apps to send messages, photos, and videos to your contacts.



Voicemail

Listen to and manage your voicemail messages directly from your smartphone.

Staying Safe and Secure

1 Locking Your Smartphone

Protect your personal data with PINs, patterns, or biometric authentication methods.

2 App Permissions

Guard your privacy by managing app permissions and controlling what information apps can access.

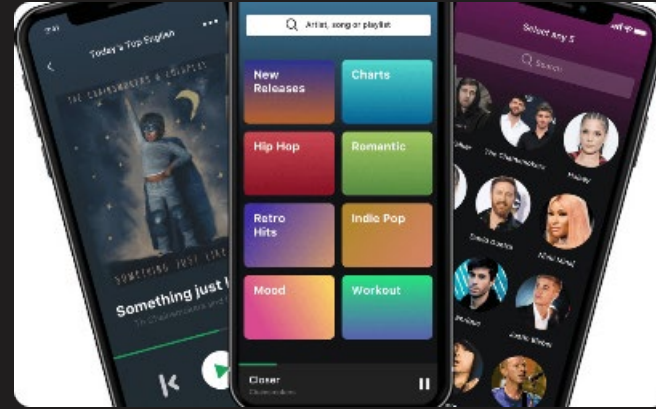


Mastering Media and Entertainment



Taking Stunning Photos

Discover the art of smartphone photography. Learn techniques to capture breathtaking landscapes, expressive portraits, and candid moments with just a few taps on your device.



Streaming and Saving Your Favorites

Dive into the world of music and video streaming. Explore different apps, discover new artists, and learn how to save your favorite songs and videos for offline enjoyment.



Feeding Your Mind

Expand your knowledge with e-books and podcasts. Find the best apps for reading and listening, discover compelling genres, and make the most of your smartphone as a portable library.

Managing Contacts and Calendar



Contacts: Never Forget a Name

Learn how to efficiently manage your contacts. From adding new contacts to organizing them in groups, never struggle to remember a name or number with the power of your smartphone.

Scheduling with Style: Using the Calendar App

Keep your life organized with the built-in calendar app. Discover features like reminders, event invites, and synchronizing across devices to stay on top of your schedule in style.

Troubleshooting and Tips



Solutions

Find quick and practical solutions to frequently encountered smartphone problems.

1

Common Issues

Discover common smartphone issues and learn how to troubleshoot them effectively.

2

3

Handy Tips

Unlock time-saving secrets and master useful shortcuts for maximum efficiency.

Fixing What's Not Right



1 Battery Drain

Learn how to optimize your smartphone's battery life and identify battery-draining culprits.

2 Slow Performance

Discover ways to improve your smartphone's speed and responsiveness for a smoother experience.

3 Storage Woes

Manage your smartphone's storage effectively with tips for freeing up space and organizing files.

4 Connectivity Issues

Troubleshoot common connectivity problems and ensure a seamless online experience.

Time-Saving Secrets



Gesture Navigation

Learn powerful gestures to navigate your smartphone.

- Swipe up to access the app drawer.
- Swipe down for quick settings.
- Swipe sideways to switch between recent apps.

Voice Commands

Master voice commands to perform tasks hands-free.

- Use "Hey Siri" or "OK Google" to initiate voice commands.
- Send messages, make calls, set reminders, and more, with just your voice.

Notifications

Take control of your notifications

- Customize notification preferences for each app.
- Group similar notifications for a clutter-free experience.
- Set "Do Not Disturb" schedules to stay focused.



Conclusion

1 Your Smartphone, Your World

Embrace the power of technology and how your smartphone empowers you to connect, create, and achieve.

2 The Tech Adventure Never Ends

Keep discovering, learning, and exploring the endless possibilities your smartphone brings to your fingertips.